

PAINTE®

PAINTE® delivers the perfect compact, quiet, quality profile solution for short to medium throw scenarios in theatrical, television, installation, live or corporate settings to create your masterpiece!

**Light source**

TE™ 310W White LED TRANSFERABLE ENGINE

**Light output**

15.200 lm, 23.485 lx @ 5m, Cpulse™ special flicker free management for HD and UHD cameras, ready for 8K and 16K

**Zoom range**

8° - 48°

**Effects**

Static and rotating gobo wheel, Full curtain framing shutters, Prism



Whether broad brush strokes or adding the finest detail, PAINTE® delivers the master's touch. Colours are boundless via the advanced CMY colour mixing system. From its compact frame, PAINTE® punches way above its weight, with an impressive 15.200-lumen fixture output of sparkling, clear, white light.

Designed for noise-sensitive environments, PAINTE® features the TE™ 310W HP White LED engine from our ground-breaking TRANSFERABLE ENGINE technology. The high-performance engine gives you the ability to easily maintain light quality and consistency across your inventory.

The motorised zoom gives a range of 8° - 48°, perfect for short to medium throw applications.

Precise beam control is via our highly advanced, patented, Plano4 FC™ four individual plane shutter system. With 120-degree module rotation, each individual blade has a full curtain effect capability.

PAINTE® is packed with Robe innovation including Cpulse™ flicker-free management system and ChromaTint™ green/magenta content control for the latest camera systems; L3™ Low Light Linearity dimming software for imperceptible fades to black; AirLOC™ (Less Optical Cleaning) technology keeping the optical elements in pristine condition for far longer; EMS™ Electronic Motion Stabiliser technology for enhanced fixture stability.

The fast, feature-packed, small footprint PAINTE[®] lets you brush in the finest detail or boldest statement with Robe quality.

Technical Specification

Source

- Light source type: TE™ 310W HP White LED Engine (Patented):
 - HP - High Performance Engine for maximum light output and optimal colour characteristics
 - LED Engine output: 18.500 lm
 - Fixture total lumen output:
 - 15.200 lm (integrating sphere)
 - 12.250 lm (goniophotometer)
 - Colour temperature output: 6.700 K
 - CRI: 70, remotely selectable filter for CRI 90
 - Illuminance: 23.485 lx @ 5 m
- Light source type: TE™ 310W HCF White LED Engine (Patented):
 - HCF - High Colour Fidelity Engine for the best light quality and colour rendition
 - LED Engine output: 13.000 lm
 - Fixture total lumen output:
 - 9.800 lm (integrating sphere)
 - 7.800 lm (goniophotometer)
 - Colour temperature output: 6.000 K
 - CRI: 96, TLCl: 97, TM-30-18 Rf: 92, TM-30-18 Rg: 99
 - Illuminance: 15.289 lx @ 5 m
- LED life expectancy: min. 50.000 hours
- Typical lumen maintenance: L70/B50 @ 50.000 hours
- Light source warranty: 4 years or 20.000 hours

Optical system

- Robe's proprietary optical design
- High-efficiency 13-lens zoom optical system, ratio: 6:1
- Zoom range: 8°- 48°
- Output lens diameter: 110 mm

Dynamic Effects and Features

- Cyan: 0 - 100%
- Magenta: 0 - 100%
- Yellow: 0 - 100%
- ChromaTint™ - Patented plus / minus green correction function
- Virtual CTO
- Colour Wheel: 9 dichroic filters + white
- Rotating gobo wheel: 8 rotating, indexable and replaceable breakup and aerial gobos + open, patented slot & lock system
- Static gobo wheel: 9 gobos + open
- Full curtain framing shutters: Patented Plano4 FC™ framing shutters module with 4 individually positionable blades plus rotation of the complete framing system +60°
- Prism: 8-facet prism rotating in both directions at variable speed
- Iris: Motorized, stepless, pulse effects up to 3 Hz
- MagFrost™ - magnetic paddle fast change system providing exchangeable frost containing as standard a medium 5° for even wash
- Motorized zoom and focus
- Electronic strobe effect with variable speed up to 20 Hz
- Extremely quiet operation suitable for all types of production in Theatre and TV
- L3™ - (Low Light Linearity) Imperceptible 18 bit dimming for ultra smooth fade to black
- Cpulse™ special flicker-free management for HD and UHD cameras, ready for 8K and 16K
- AirLOC™ (Less Optical Cleaning) technology greatly reduces the level of airborne particles drawn over the optical elements. This increases the overall performance, light quality and time between routine cleaning and maintenance.

Control and programming

- Setting & Addressing: ROBE Navigation System 2 (RNS2)
- Display: QVGA Robe touch screen with battery backup, gravitation sensor for auto screen positioning, operation memory service log with RTC, stand-alone operation with 3 editable programs (each up to 100 steps), built-in analyser for easy fault finding
- Protocols:
 - USITT DMX-512, RDM
 - ArtNet, MA Net, MA Net2, sACN
- REAP™ - Robe Ethernet Access Portal
- Wireless CRMX™ technology from Lumen Radio - on request
- Epass™: Ethernet pass through switch which sustains Ethernet integrity, when the fixture has no power, to automatically maintain network connectivity - on request
- DMX Protocol modes: 2
- Control channels: 44, 45
- Pan & Tilt resolution: 16 bit
- CMY: 8 bit
- Framing shutters module movement & rotation: 8 bit
- Rotating gobo wheel positioning: 8 bit
- Gobo indexing & rotation: 8 or 16 bit
- Static gobo wheel positioning: 8 or 16 bit
- Prism indexing & rotation: 8 bit
- Iris: 8 or 16 bit
- Frost: 8 bit
- Zoom: 8 or 16 bit
- Focus: 8 or 16 bit
- Dimmer: 16 bit (internal 18 bit)

Movement

- Pan movement: 540°
- Tilt movement: 270°
- Controllable speed of Pan & Tilt movement
- EMS™: Electronic Motion Stabilizer system for Pan & Tilt reducing beam deviation caused by truss movement or vibration (Patented)
- Automatic Pan & Tilt position correction

Rotating gobos

- Glass gobos: 8 rotating gobos + open
- Outside diameter: 15.9 mm
- Image diameter: 12.5 mm
- Thickness: 1.1 mm
- High temperature borofloat or better glass
- Patented slot & lock system for easy replacement of gobos

Static gobos

- Aluminium wheel with fixed gobos: 9 gobos + open position

Framing shutters system

- Full curtain framing shutters: 4 Blades, each with separate movement and rotation control
- Movement: Smooth with variable speed, ultrafast blade movements for creating mid-air effects
- Rotation: +- 60° of the complete framing system

Thermal specification

- Maximum ambient temperature: 45 °C (113 °F)
- Maximum surface temperature: 80 °C (176 °F)
- Minimum operating temperature: -5 °C (23 °F)
- Total heat dissipation: max. 1126 BTU/h (calculated)

Electrical specification and connections

- Power supply: Electronic auto-ranging
- Input voltage range: 100-240 V, 50/60 Hz
- Power consumption: max. 440 W
- Power connector in: Neutrik powerCON TRUE1
- DMX and RDM data in/out: Locking 5-pin XLR
- Ethernet port in: RJ45
- Ethernet port in/out: RJ45 for Embedded Epass™ switch 10/100 Mbps - on request

Approvals

- CE Compliant
- cETLus Compliant

Mechanical specification

- Height: 619 mm (24.4") - Head in vertical position
- Width: 367 mm (14.4")
- Depth: 219 mm (8.6") - Head in vertical position
- Weight: 19.6 kg (43.2 lbs)
- Ingress protection rating: IP20

Rigging

- Mounting positions: Horizontally or vertically
- Universal operating position
- Mounting points: 2 pairs of 1/4-turn locking points
- 2x Omega adaptors with 1/4-turn quick locks
- Pan & Tilt transport locks

Included items

- User Manual
- Omega Adaptor CL-regular 2 pcs
- Power cord including powerCON TRUE1 In connector

Optional accessories

- PAINTE TE™ 310W HP White LED Engine: 14080078
- PAINTE TE™ 310W HCF White LED Engine: 14080083
- PAINTE TE™ 310W TGW White LED Engine: 14080099
- Gel frame adaptor: 10981120
- Top hat: 10981121
- Frost 0.5° (exchange) assembled: 10980690
- Frost 1° (exchange) assembled: 10980691
- Frost 3.5° (exchange) assembled: 10980758
- Frost 10° (exchange) assembled: 10980693
- Frost 20° (exchange) assembled: 10980694
- Frost 30° (exchange) assembled: 10980695
- Daisy Chain powerCON TRUE1 In/Out, EU, 2m, Indoor: 13052439
- Daisy Chain powerCON TRUE1 In/Out, US, 2m, Indoor: 13052440
- Daisy Chain powerCON TRUE1 In/Out, EU, 5m, Indoor: 13052444
- Drop-in module open gate: 10981137
- Upgrade kit CRMX Universal 260: 99030100
- Upgrade kit EPASS Painte: 99030449
- Doughty Trigger Clamp: 17030386
- Safety wire 36 kg: 99011963
- Single Top Loader Case: 10120287-01
- Dual Top Loader Case: 10120288-01
- Quad Top Loader Case: 10120289-01
- Foam Shell: 20020444-01

Legal

- PAINTE® is a Trademark of Robe lighting s. r. o.
- PAINTE® is patented by Robe lighting s. r. o. and is protected by one or more pending or issued patents

Gobos&Colours

Rotating Gobo Wheel



15020441



15020442



15020443



15020444



15020445



15020446




15020447




15020448


Fixed Gobo Wheel, Detail




11020278-1




11020278-2



11020278-3




11020278-4



11020278-5



11020278-6



11020278-7




11020278-8




11020278-9


Colour Wheel




14070504




14070505




14070506



14070507




14070508



14070509



14070510



14070511



14070512-5