

CUETE®

CUETE® by name, cute by nature, this spot delivers the perfect compact, quality solution for smaller performance spaces or installations.

**Light source**

TE™ 120W White LED Engine (Patented)

**Light output**

5.300 lm, fixture total lumen output, Cpulse™ special flicker free management for HD and UHD cameras, ready for 8K and 16K

**Zoom range**

16° fixed beam (22° optional wide lens kit)

**Effects**

Static and rotating gobo wheel, Colour wheel, Frost, 8-facet circular prism, Colour mixing



Delivering outstandingly fast pan and tilt movement, so beloved by EDM, DJ's and clubs, with dynamic effects, projections, and enhanced by its superior CMY colour mixing system, CUETE® punches way above its weight, with an impressive 5.300 lumens of sparkling, clear, white light.

To achieve this output and easily maintain light quality and consistency across your inventory, CUETE® utilises the TE™ 120W White LED Engine from our patented ground-breaking TRANSFERABLE ENGINE technology.

The fixed beam 16-degree lens has remote control focus and can be changed to the optional 22-degree lenses for shorter throw and low ceiling scenarios.

Within its small frame, CUETE® is packed with Robe innovation. These include CPulse™ flicker-free management system for HD and UHD cameras; L3™ Low Light Linearity dimming software for imperceptible fades to black; AirLOC™ (Less Optical Cleaning) technology keeping the optical elements in pristine condition for far longer.

The dynamic effects package includes a Colour wheel with 13 dichroic filters; Gobo wheel with 9 fully indexable, rotating, replaceable gobos; Static gobo wheel with 6 fixed gobos and 4 beam reducers; 8 facet bi-directional rotating prism and a 5-degree frost for silky smooth washes.

The combination of speed, features, and small footprint makes our CUETE® the perfect spot partner to the LEDBeam 350™.

Step up to CUETE® colours!

Technical Specification

Source

- Light source type: TE™ 120W White LED Engine (Patented)
- LED life expectancy: min. 50.000 hours
- Colour temperature: 6.700K
- Typical lumen maintenance: L70/B50 @ 50.000 hours
- Light source warranty: 4 years or 20.000 hours

Optical system

- Robe's proprietary optical design
- Beam angle: 16° with remote focus
- Output lens diameter: 70 mm
- Fixture total lumen output:
 - 5.300 lm (integrating sphere)
 - 4.200 lm (goniophotometer)
- Optional wide lens: 22°

Dynamic Effects and Features

- Cyan: 0 - 100%
- Magenta: 0 - 100%
- Yellow: 0 - 100%
- Colour Wheel: 13 dichroic filters + white
- Rotating gobo wheel: 9 rotating, indexable and replaceable breakup and aerial gobos + open, patented slot & lock system
- Static gobo wheel: 6 gobos including 4 beam + open
- Prism: 8-facet prism rotating in both directions at variable speed
- Frost: 5° for even wash
- Motorized focus
- Electronic strobe effect with variable speed up to 20 Hz, pre-programmed random strobe & pulse effects
- High resolution electronic dimming: 0 - 100%
- L3™ - (Low Light Linearity) Imperceptible 18 bit dimming for ultra smooth fade to black
- Cpulse™ special flicker-free management for HD and UHD cameras, ready for 8K and 16K
- AirLOC™ (Less Optical Cleaning) technology greatly reduces the level of airborne particles drawn over the optical elements. This increases the overall performance, light quality and time between routine cleaning and maintenance.

Control and programming

- Setting & Addressing: two-row LCD display & 4 control buttons
- Protocols:
- USITT DMX-512, RDM
- Art-Net, MA Net, MA Net2, sACN On request
- REAP™ - Robe Ethernet Access Portal
- Wireless CRMX™ technology from Lumen Radio - on request
- Epass™: Ethernet pass through switch which sustains Ethernet integrity, when the fixture has no power, to automatically maintain network connectivity - on request
- DMX Protocol modes: 1
- Control channels: 29
- Pan/Tilt resolution: 16 bit
- CMY: 8 bit
- Colour wheel positioning: 16 bit
- Rotating gobo wheel positioning: 8 bit
- Static gobo wheel positioning: 8 bit
- Gobo indexing & rotation: 16 bit
- Prism indexing & rotation: 8 bit
- Frost: 8 bit
- Focus: 16 bit
- Dimmer: 16 bit (internal 18 bit)

Movement

- Pan movement: 540°
- Tilt movement: 270°
- Movement control: Standard and Speed
- Controllable speed of Pan/Tilt movement
- Automatic Pan/Tilt position correction

Rotating gobos

- Glass gobos: 9 rotating gobos + open
- Outside diameter: 15.9 mm
- Image diameter: 12.5 mm
- Thickness: 1.1 mm
- High temperature borofloat or better glass
- Slot & lock system for easy replacement of gobos

Static gobos

- Aluminium wheel with fixed gobos: 6 gobos & 4 beam reducers + open position

Thermal specification

- Maximum ambient temperature: 45 °C (113 °F)
- Maximum surface temperature: 70 °C (158 °F)
- Minimum operating temperature: -5 °C (23 °F)
- Total heat dissipation: max. 539 BTU/h (calculated)

Electrical specification

- Power supply: Electronic auto-ranging
- Input voltage range: 100-240 V, 50/60 Hz
- Power consumption: max. 220 W
- Power connector in/out: Neutrik powerCON TRUE1 in/out
- DMX and RDM data in/out: Locking 5-pin XLR
- Ethernet port in/out: RJ45 for Embedded Epass™ switch 10/100 Mbps - on request

Approvals

- CE Compliant
- cETLus Compliant (pending)

Mechanical specification

- Height: 510 mm (20") - head in vertical position
- Width: 343 mm (13.5")
- Depth: 220 mm (8.7") - head in vertical position
- Weight: 12.2 kg (26.9 lbs)
- Ingress protection rating: IP20

Rigging

- Mounting positions: Horizontally or vertically
- Universal operating position
- Mounting points: 2 pairs of 1/4-turn locking points
- 2x Omega adaptors with 1/4-turn quick locks
- Safety cable attachment point
- Tilt transport lock

Included items

- User Manual
- Omega Adaptor CL-regular 2 pcs: 10980033

Optional accessories

- Optional wide lens 22°: 10980689
- Wireless DMX external module: 10980127
- Doughty Trigger Clamp: 17030386
- Safety wire 36 kg: 99011963
- Mains Cable powerCON TRUE1 In/Schuko, 2m, Indoor: 13052405
- Mains Cable powerCON TRUE1 In/US, 2m, Indoor: 13052406
- Daisy Chain powerCON TRUE1 In/Out, EU, 2m, Indoor: 13052439
- Mains Cable powerCON TRUE1 In/CEE 16A, 2m, Indoor: 13052445
- Mains Cable powerCON TRUE1 In/Open ended, 2m, Indoor: 13052407
- Daisy Chain powerCON TRUE1 In/Out, US, 2m, Indoor: 13052440
- Daisy Chain powerCON TRUE1 In/Out, EU, 5m, Indoor: 13052444
- Single Top Loader Case: 10120269
- Quad Top Loader Case: 10120270
- Foam Shell: 20020394

Legal


- CUETE® is a Trademark of Robe lighting s. r. o.
- CUETE® is patented by Robe lighting s. r. o. and is protected by one or more pending or issued patents

Gobos&Colours

Rotating Gobo Wheel



15020387




15020388




15020389



15020390



15020391



15020392



15020393




15020394



15020395


Colour Wheel



14070356




14070357




14070358




14070374




14070360




14070375




14070371



14070377




14070370




14070364



14070365




14070366



14070367

Fixed Gobo Wheel, Detail




11020277-1



11020277-2




11020277-3



11020277-4



11020277-5



11020277-6




11020277-7



11020277-8



11020277-9



11020277-10

