

# ColorWash 1200E AT™

The ColorWash 1200E AT is a powerful moving head wash light that comes complete with a CMY colour mixing system; variable CTO; 2 colour wheels - each with 6 easily replaceable slots for colours and effects; a combined dimmer/shutter and many more features. The ColorWash 1200E AT zoom has a range of 10° - 87° depending on the lens type used.



The electronic ballast enables features like flicker-free operation, extended lamp life and power-saving mode. The large LCD display - highly successful on Robe's ColorSpot 1200 AT profile fixture, makes the operation of the ColorWash 1200E AT quick and easy. An Ethernet connection offers additional connectability. The ColorWash 1200E AT is an ideal tool for large theatres, live and television shows, and for all types of installations from multi-purpose venues to large clubs.

# Technical Specification

## Source

- Lamp: 1200 W short arc discharge
- Base: GY22
- Approved model: Philips MSR 1200 SA
- Control: Automatic and remote on/off
- Ballast: Electronic

## Electrical specification and connections

- Wiring options: 100/120/208/230/250 V, 50/60 Hz
- Power consumption: 1480 VA at 230 V/50 Hz

## Mechanical specification

- Height: 621 mm (24.5 ") - head in horizontal position
- Width: 536 mm (21.1 ")
- Depth: 620 mm (24.4 ")
- Weight: 41 kg (90.4 lbs)

## Thermal specification

- Maximum ambient temperature: 40 °C (104 °F)
- Maximum surface temperature: 135 °C (275 °F)

## Control and programming

- Protocol: USITT DMX-512, RDM support
- Control channels: 17, 21, 23, 24, 30
- DMX channels: 5 protocol modes
- Built-in demo sequences
- Display: Blue/white LCD graphic
- Pan/Tilt resolution: 16bit
- Color wheel 1 positioning: 8 or 16bit
- Color wheel 2 positioning: 8 or 16bit
- Zoom: 8 or 16bit
- Dimmer: 8 or 16bit
- Controllable speed of fans
- Movement control: Tracking or vector
- Built-in analyzer for easy fault finding
- Ethernet port: Art-Net protocol, ready for ACN
- Data in/out: Locking 3-pin XLR & 5-pin XLR
- Stand-alone operation
- 3-editable programs, each up to 99 steps

## Electromechanical effects

- Cyan: 0-100%
- Magenta: 0-100%
- Yellow: 0-100%
- CTO: 0-100%
- Colour wheel 1: 6 replaceable "SLOT&LOCK" colours + open
- Colour wheel 2: 6 replaceable "SLOT&LOCK" colours + open
- Dimmer/Shutter: Full range dimming and variable strobe effect
- Zoom: 10° - 87° depending on the lens type used
- Pan: 530°
- Tilt: 280°

## Rigging


- Mounting points: 8 pairs of ¼-turn locks
- Fastening system: ROBE's own 2x Omega clamps
- Fixation option: Pan/Tilt-lock mechanism

**Optional accessories**


- Remote control IR
- Module of lens D200 PC
- Top Hats

## Gobos&Colours

### Colour Wheel 1



14070121




14070119



14070118



14070120



14070123




14070122

### Colour Wheel 2




14070121




14070174



14070175



14070176




14070177



14070179



14070178



14070182



14070181



14070183



14070180